

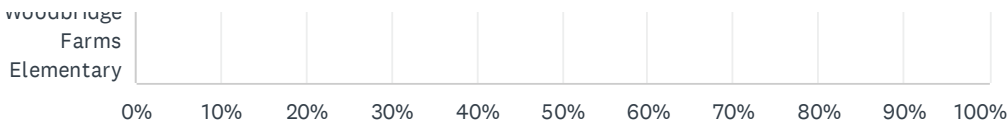
Q1 What school does your child currently attend?If you have more than one child attending an EIPS school or a child who attends classes at more than one EIPS school, complete this survey for each one.

Answered: 55 Skipped: 0

A.L. Horton Elementary										
Ardrossan Elementary										
Ardrossan Junior Senior High										
Bev Facey Community High										
Brentwood Elementary										
Bruderheim School										
Clover Bar Junior High										
Davidson Creek Elementary										
École Campbelltown										
École Parc Élémentaire										
F.R. Haythorne Junior High										
Fort Saskatchewan Christian										
Fort Saskatchewan Elementary										
Fort Saskatchewan High										
Fultonvale Elementary Junior High										
Glen Allan Elementary										
Heritage Hills Elementary										
James Mowat										

[illegible]

2024-25 EIPS Annual Feedback Survey: For Parents and Caregivers



2024-25 EIPS Annual Feedback Survey: For Parents and Caregivers

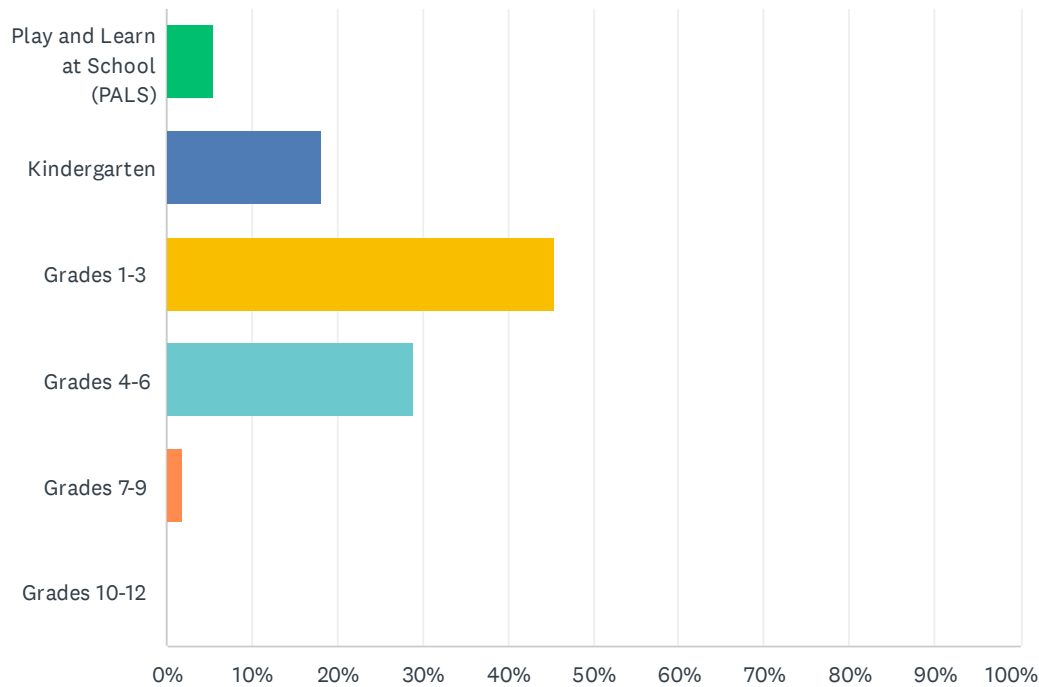
ANSWER CHOICES	RESPONSES	
A.L. Horton Elementary	0.00%	0
Ardrossan Elementary	0.00%	0
Ardrossan Junior Senior High	0.00%	0
Bev Facey Community High	0.00%	0
Brentwood Elementary	0.00%	0
Bruderheim School	0.00%	0
Clover Bar Junior High	0.00%	0
Davidson Creek Elementary	0.00%	0
École Campbelltown	0.00%	0
École Parc Élémentaire	0.00%	0
F.R. Haythorne Junior High	0.00%	0
Fort Saskatchewan Christian	0.00%	0
Fort Saskatchewan Elementary	0.00%	0
Fort Saskatchewan High	0.00%	0
Fultonvale Elementary Junior High	0.00%	0
Glen Allan Elementary	0.00%	0
Heritage Hills Elementary	0.00%	0
James Mowat Elementary	0.00%	0
Lakeland Ridge	0.00%	0
Lamont Elementary	100.00%	55
Lamont High	0.00%	0
Mills Haven Elementary	0.00%	0
Mundare School	0.00%	0
Next Step Fort Saskatchewan	0.00%	0
Next Step Sherwood Park	0.00%	0
Next Step Vegreville	0.00%	0
Pine Street Elementary	0.00%	0
Rudolph Hennig Junior High	0.00%	0
Salisbury Composite High	0.00%	0
Sherwood Heights Junior High	0.00%	0
SouthPointe School	0.00%	0
Strathcona Christian Academy Elementary	0.00%	0

2024-25 EIPS Annual Feedback Survey: For Parents and Caregivers

Strathcona Christian Academy Secondary	0.00%	0
Uncas Elementary	0.00%	0
Vegreville Composite High	0.00%	0
Wes Hosford Elementary	0.00%	0
Westboro Elementary	0.00%	0
Win Ferguson Elementary	0.00%	0
Woodbridge Farms Elementary	0.00%	0
TOTAL		55

Q2 What grade is your child currently in?

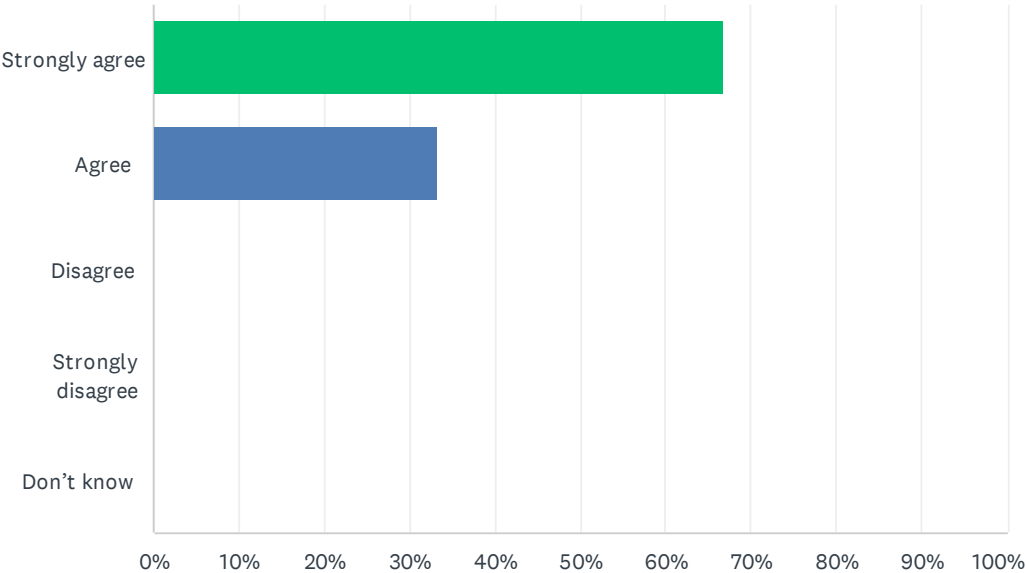
Answered: 55 Skipped: 0



ANSWER CHOICES	RESPONSES	
Play and Learn at School (PALS)	5.45%	3
Kindergarten	18.18%	10
Grades 1-3	45.45%	25
Grades 4-6	29.09%	16
Grades 7-9	1.82%	1
Grades 10-12	0.00%	0
TOTAL		55

Q3 As a result of being in the Play and Learn at School (PALS) program, my child’s demonstrating growth in their development.

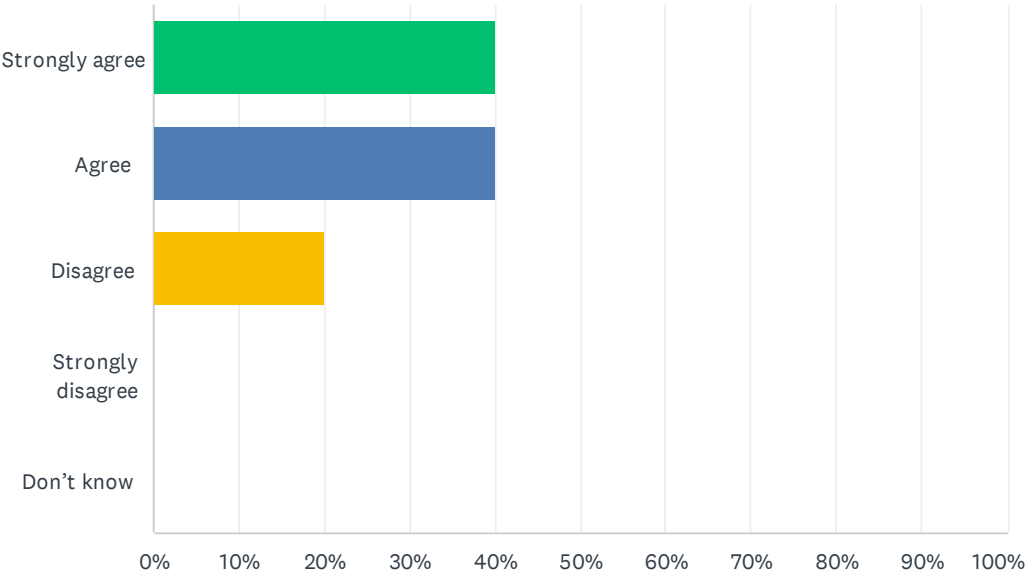
Answered: 3 Skipped: 52



ANSWER CHOICES	RESPONSES	
Strongly agree	66.67%	2
Agree	33.33%	1
Disagree	0.00%	0
Strongly disagree	0.00%	0
Don't know	0.00%	0
TOTAL		3

Q4 As a result of being in the kindergarten program, my child’s becoming ready to enter Grade 1.

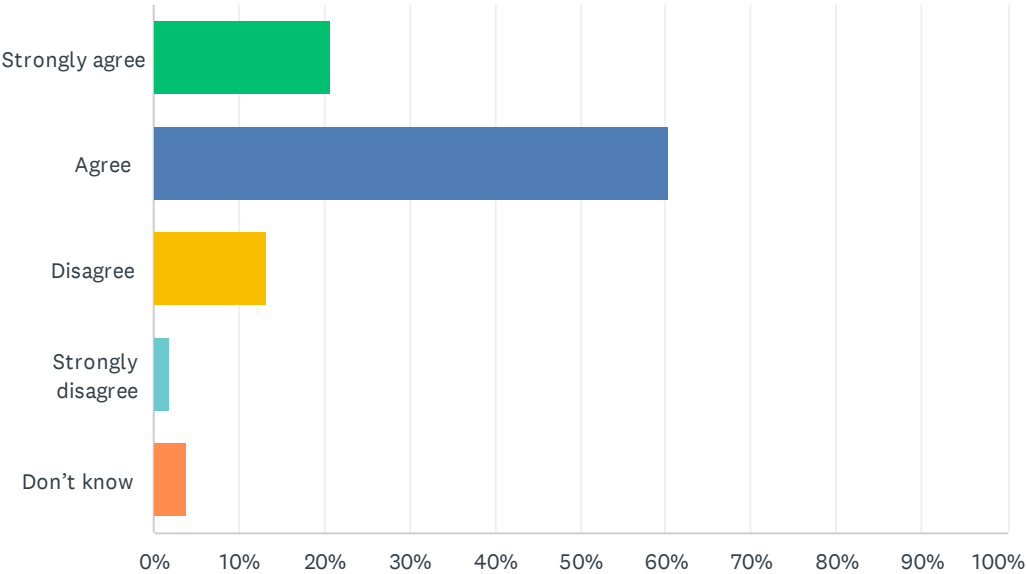
Answered: 10 Skipped: 45



ANSWER CHOICES	RESPONSES	
Strongly agree	40.00%	4
Agree	40.00%	4
Disagree	20.00%	2
Strongly disagree	0.00%	0
Don't know	0.00%	0
TOTAL		10

Q5 My child's individual needs are met.

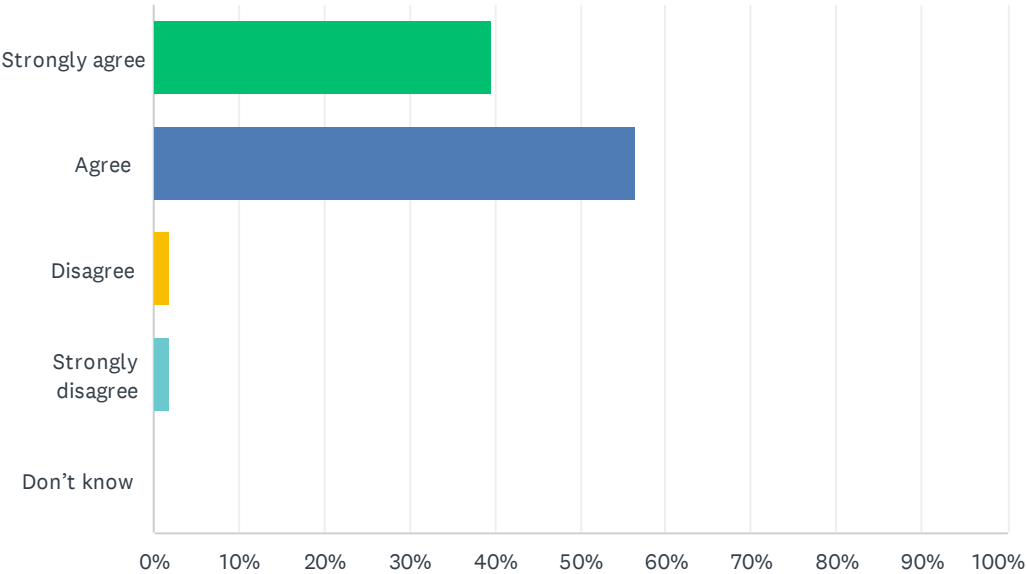
Answered: 53 Skipped: 2



ANSWER CHOICES	RESPONSES	
Strongly agree	20.75%	11
Agree	60.38%	32
Disagree	13.21%	7
Strongly disagree	1.89%	1
Don't know	3.77%	2
TOTAL		53

Q6 My child's encouraged to do their best.

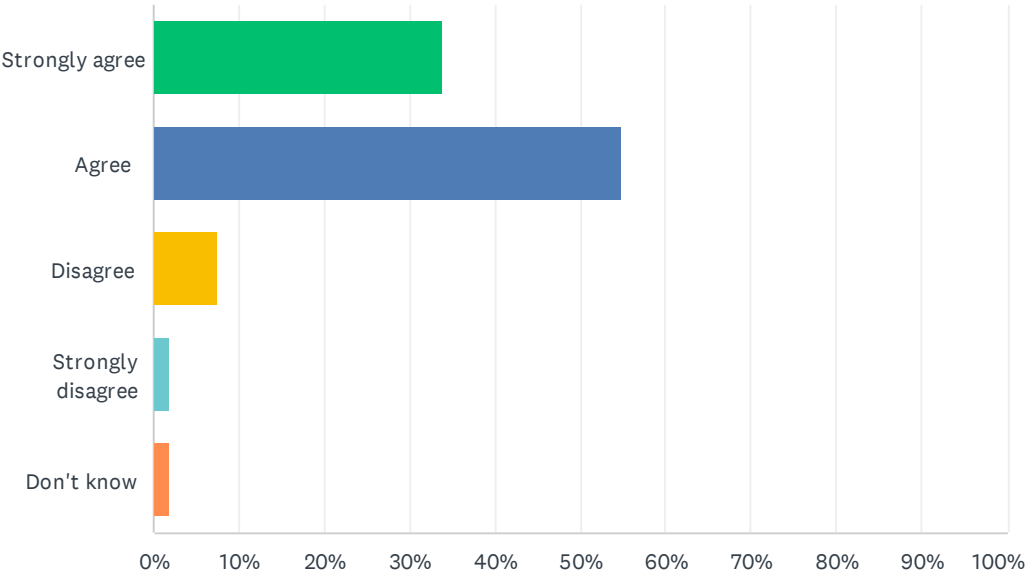
Answered: 53 Skipped: 2



ANSWER CHOICES	RESPONSES	
Strongly agree	39.62%	21
Agree	56.60%	30
Disagree	1.89%	1
Strongly disagree	1.89%	1
Don't know	0.00%	0
TOTAL		53

Q7 My child's demonstrating growth in literacy.

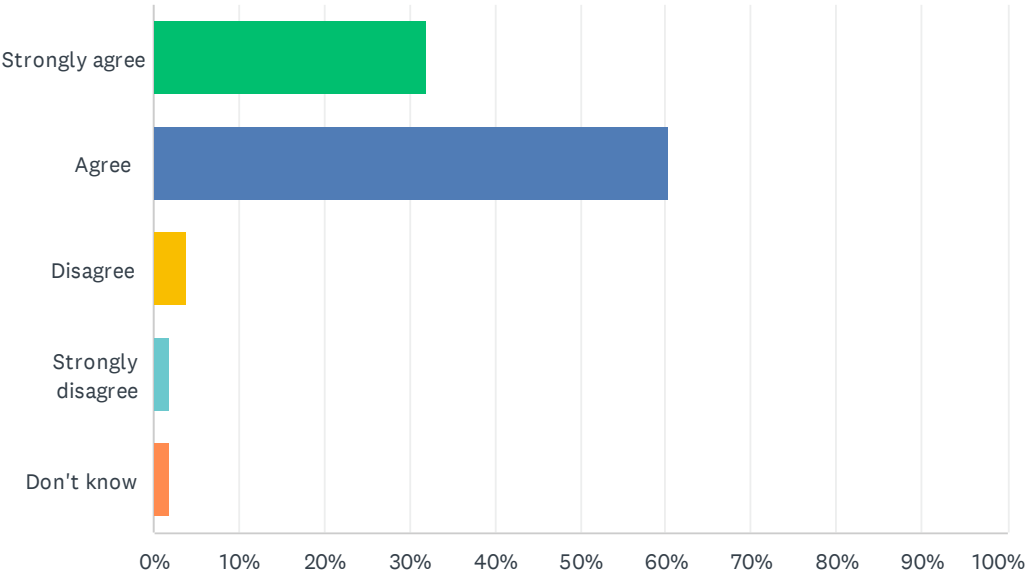
Answered: 53 Skipped: 2



ANSWER CHOICES	RESPONSES	
Strongly agree	33.96%	18
Agree	54.72%	29
Disagree	7.55%	4
Strongly disagree	1.89%	1
Don't know	1.89%	1
TOTAL		53

Q8 My child's demonstrating growth in numeracy.

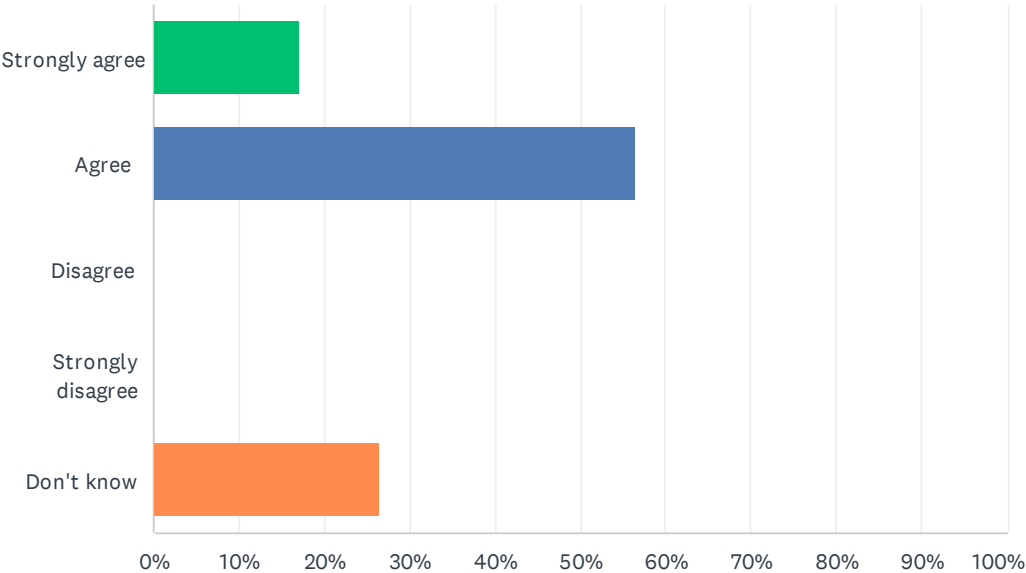
Answered: 53 Skipped: 2



ANSWER CHOICES	RESPONSES	
Strongly agree	32.08%	17
Agree	60.38%	32
Disagree	3.77%	2
Strongly disagree	1.89%	1
Don't know	1.89%	1
TOTAL		53

Q9 My child has an understanding of First Nations, Métis and Inuit culture and history.

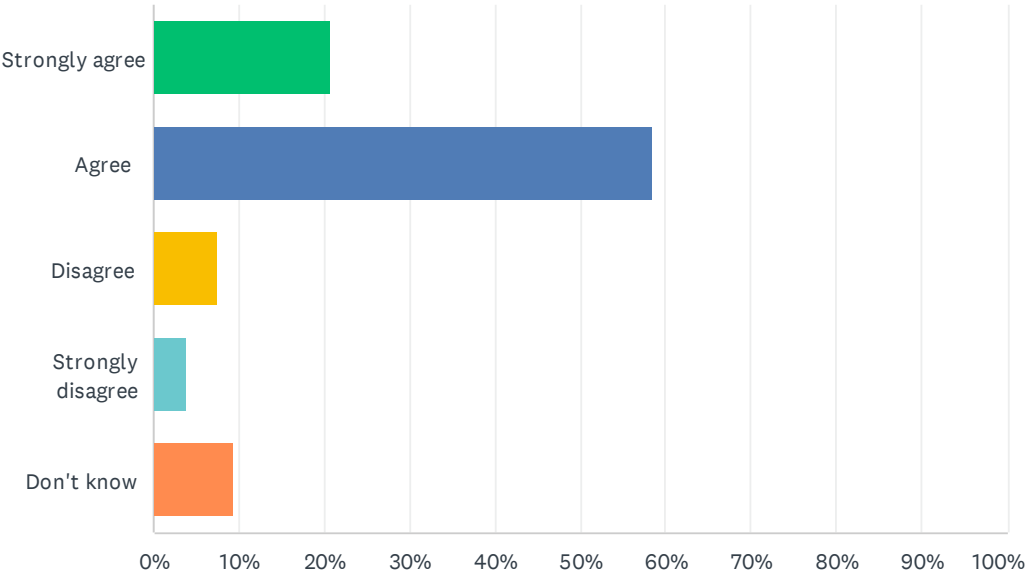
Answered: 53 Skipped: 2



ANSWER CHOICES	RESPONSES	
Strongly agree	16.98%	9
Agree	56.60%	30
Disagree	0.00%	0
Strongly disagree	0.00%	0
Don't know	26.42%	14
TOTAL		53

Q10 My child's learning the knowledge, skills and attitudes necessary to be successful in life.

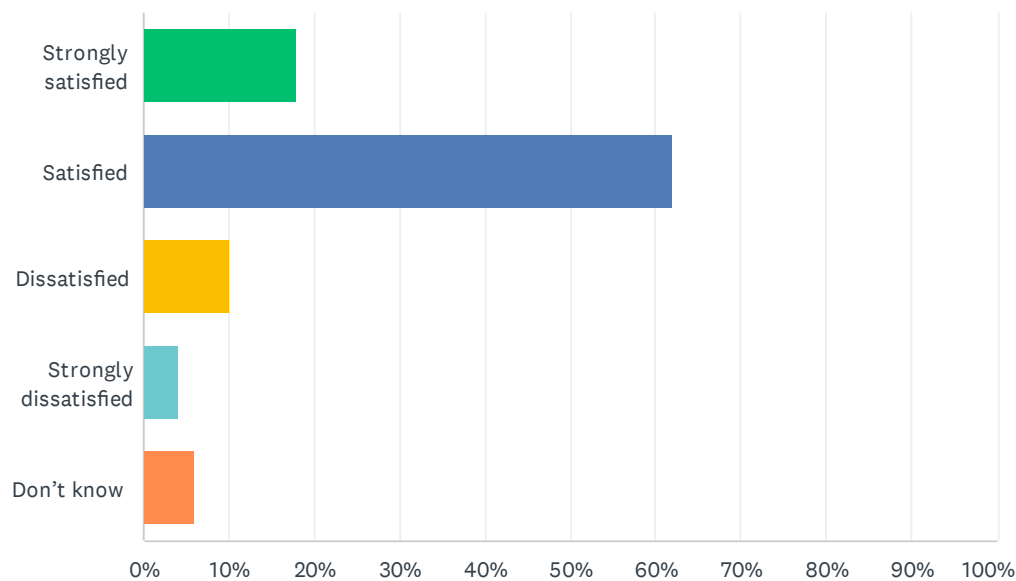
Answered: 53 Skipped: 2



ANSWER CHOICES	RESPONSES	
Strongly agree	20.75%	11
Agree	58.49%	31
Disagree	7.55%	4
Strongly disagree	3.77%	2
Don't know	9.43%	5
TOTAL		53

Q11 How satisfied are you with the quality of education your child's receiving at school?

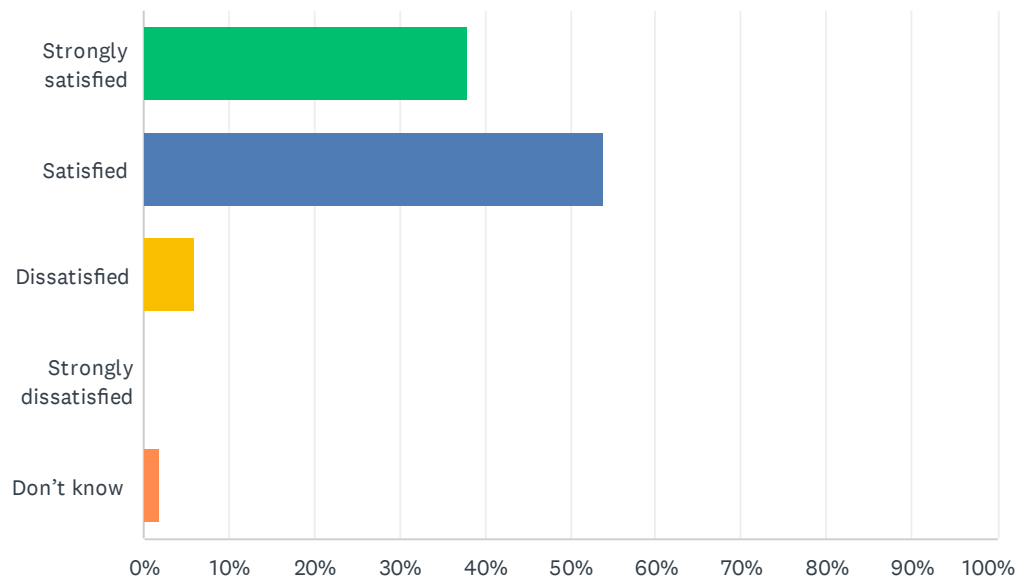
Answered: 50 Skipped: 5



ANSWER CHOICES	RESPONSES	
Strongly satisfied	18.00%	9
Satisfied	62.00%	31
Dissatisfied	10.00%	5
Strongly dissatisfied	4.00%	2
Don't know	6.00%	3
TOTAL		50

Q12 How satisfied are you with the quality of teaching at your child’s school?

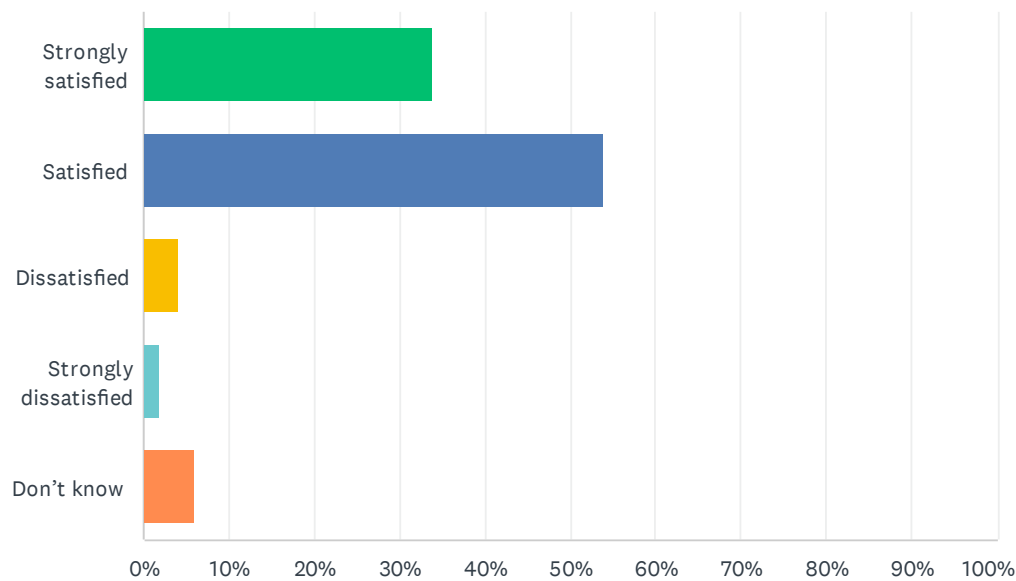
Answered: 50 Skipped: 5



ANSWER CHOICES	RESPONSES	
Strongly satisfied	38.00%	19
Satisfied	54.00%	27
Dissatisfied	6.00%	3
Strongly dissatisfied	0.00%	0
Don't know	2.00%	1
TOTAL		50

Q13 How satisfied are you with the leadership at your child's school?

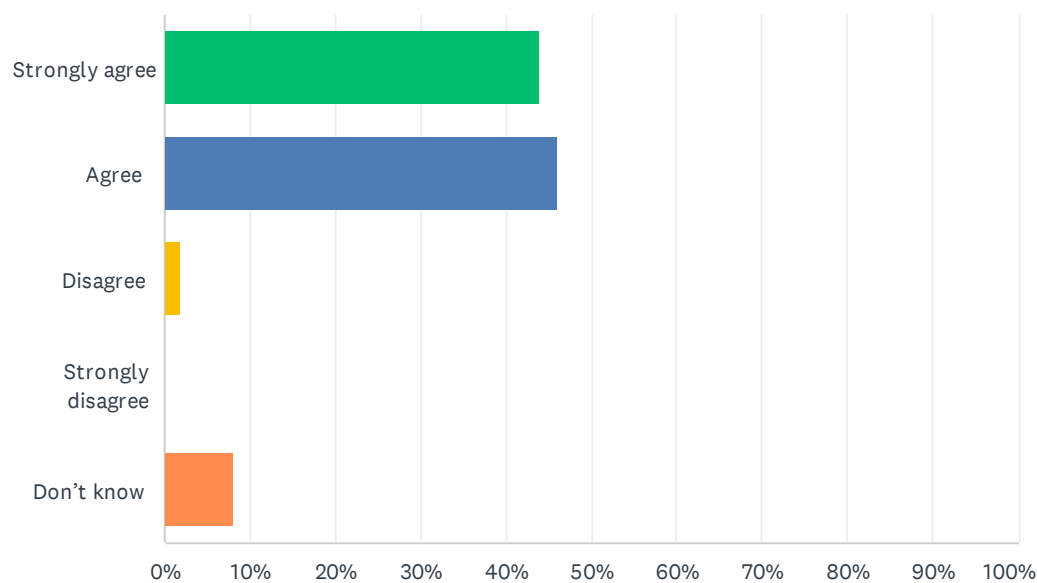
Answered: 50 Skipped: 5



ANSWER CHOICES	RESPONSES	
Strongly satisfied	34.00%	17
Satisfied	54.00%	27
Dissatisfied	4.00%	2
Strongly dissatisfied	2.00%	1
Don't know	6.00%	3
TOTAL		50

Q14 My child’s school encourages my child to be a responsible, respectful and engaged citizen.

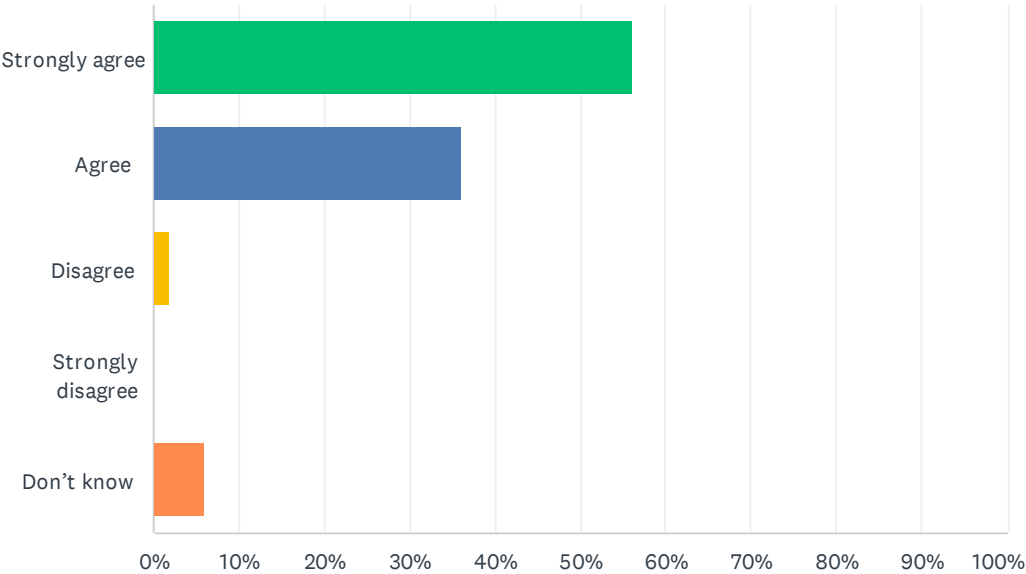
Answered: 50 Skipped: 5



ANSWER CHOICES	RESPONSES	
Strongly agree	44.00%	22
Agree	46.00%	23
Disagree	2.00%	1
Strongly disagree	0.00%	0
Don't know	8.00%	4
TOTAL		50

Q15 School staff care about my child.

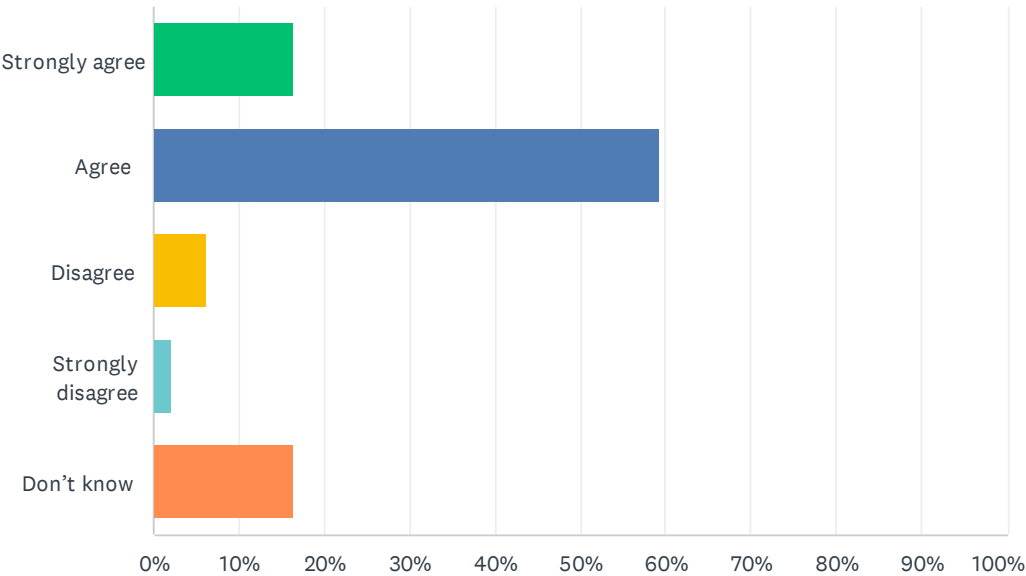
Answered: 50 Skipped: 5



ANSWER CHOICES	RESPONSES	
Strongly agree	56.00%	28
Agree	36.00%	18
Disagree	2.00%	1
Strongly disagree	0.00%	0
Don't know	6.00%	3
TOTAL		50

Q16 My child’s school handles discipline fairly and reasonably.

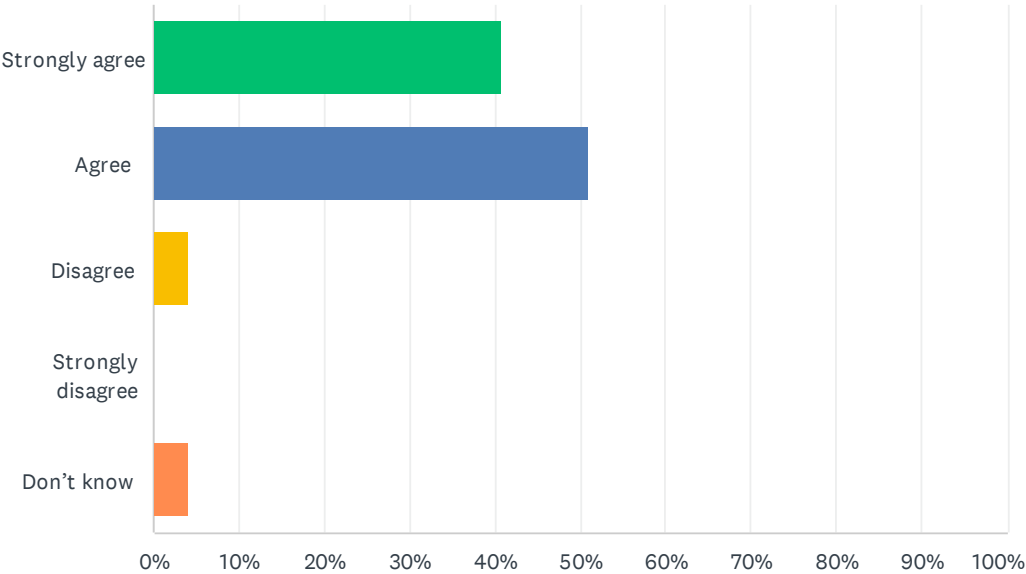
Answered: 49 Skipped: 6



ANSWER CHOICES	RESPONSES	
Strongly agree	16.33%	8
Agree	59.18%	29
Disagree	6.12%	3
Strongly disagree	2.04%	1
Don't know	16.33%	8
TOTAL		49

Q17 My child's school is safe.

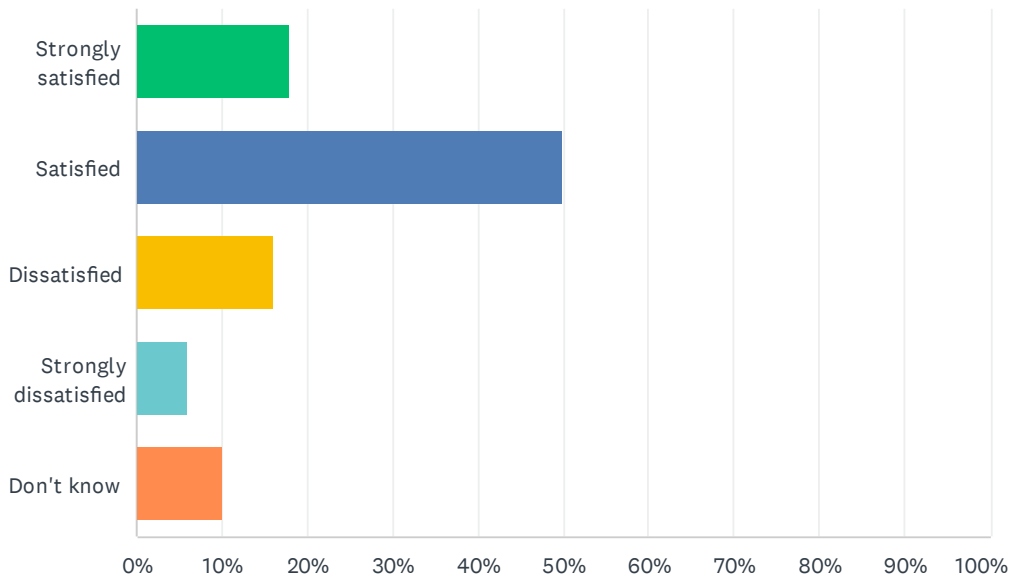
Answered: 49 Skipped: 6



ANSWER CHOICES	RESPONSES	
Strongly agree	40.82%	20
Agree	51.02%	25
Disagree	4.08%	2
Strongly disagree	0.00%	0
Don't know	4.08%	2
TOTAL		49

Q18 How satisfied are you with the resources available to support your child's learning?

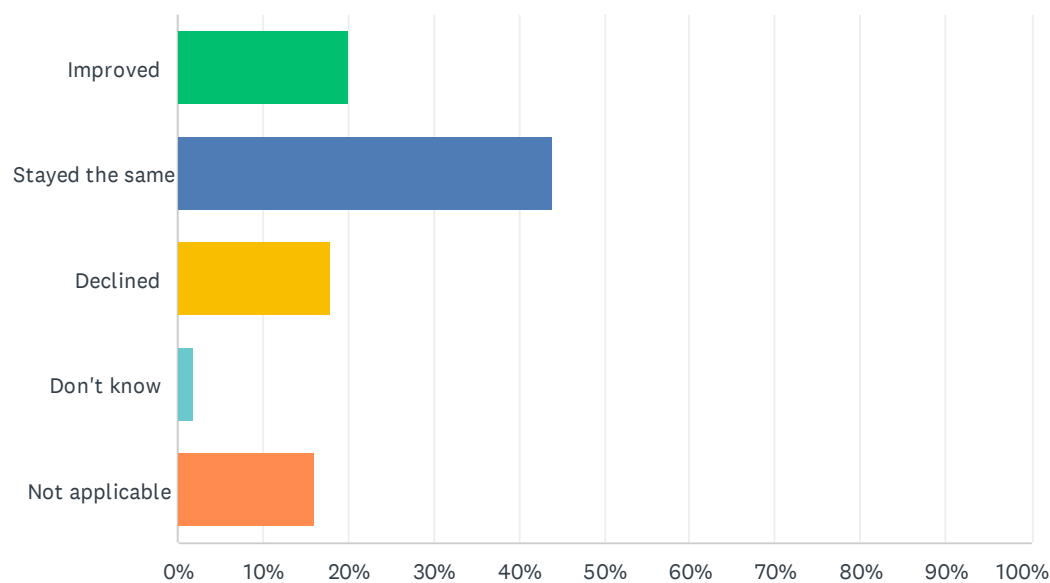
Answered: 50 Skipped: 5



ANSWER CHOICES	RESPONSES	
Strongly satisfied	18.00%	9
Satisfied	50.00%	25
Dissatisfied	16.00%	8
Strongly dissatisfied	6.00%	3
Don't know	10.00%	5
TOTAL		50

Q19 In your opinion, has the quality of education your child's experienced improved, stayed the same or declined in the past three years?

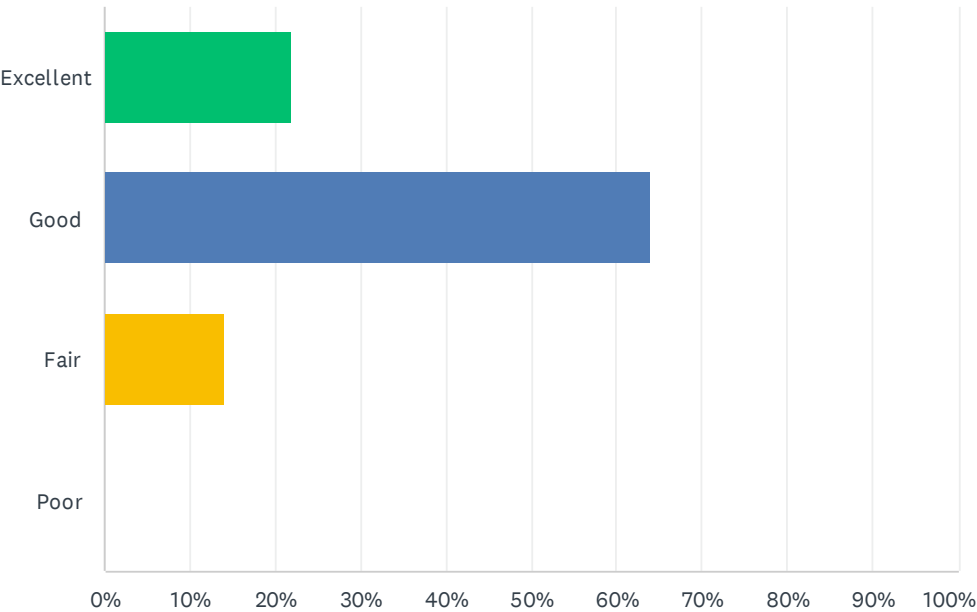
Answered: 50 Skipped: 5



ANSWER CHOICES	RESPONSES	
Improved	20.00%	10
Stayed the same	44.00%	22
Declined	18.00%	9
Don't know	2.00%	1
Not applicable	16.00%	8
TOTAL		50

Q20 How do you rate the physical condition of your child's school?

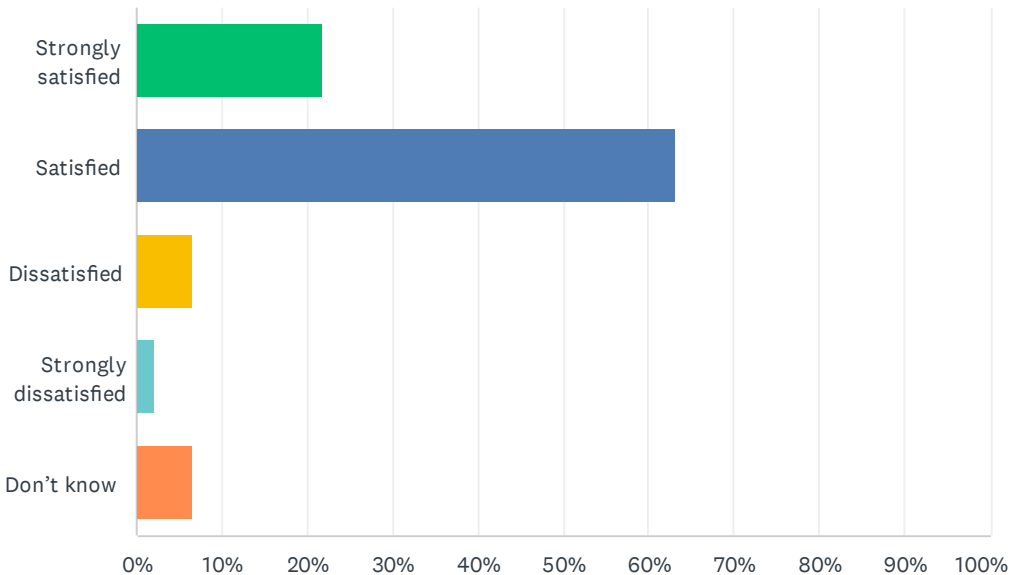
Answered: 50 Skipped: 5



ANSWER CHOICES	RESPONSES	
Excellent	22.00%	11
Good	64.00%	32
Fair	14.00%	7
Poor	0.00%	0
TOTAL		50

Q21 How satisfied are you with the opportunities provided to be involved in your child's education?Refer to the EIPS Parent Engagement overview for examples of involvement and engagement opportunities that help support student success.

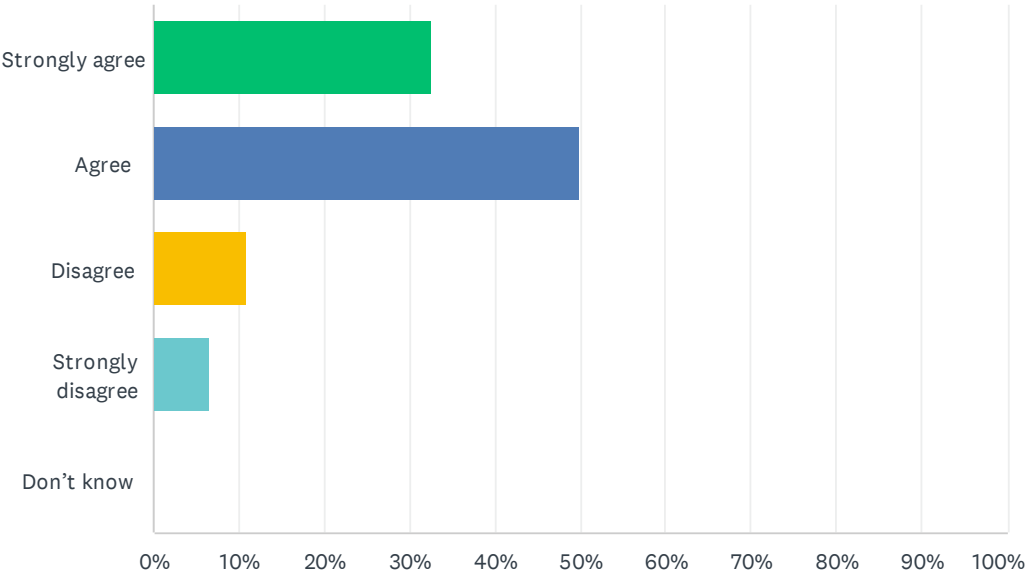
Answered: 46 Skipped: 9



ANSWER CHOICES	RESPONSES	
Strongly satisfied	21.74%	10
Satisfied	63.04%	29
Dissatisfied	6.52%	3
Strongly dissatisfied	2.17%	1
Don't know	6.52%	3
TOTAL		46

Q22 The school keeps me informed about my child's progress and achievement.

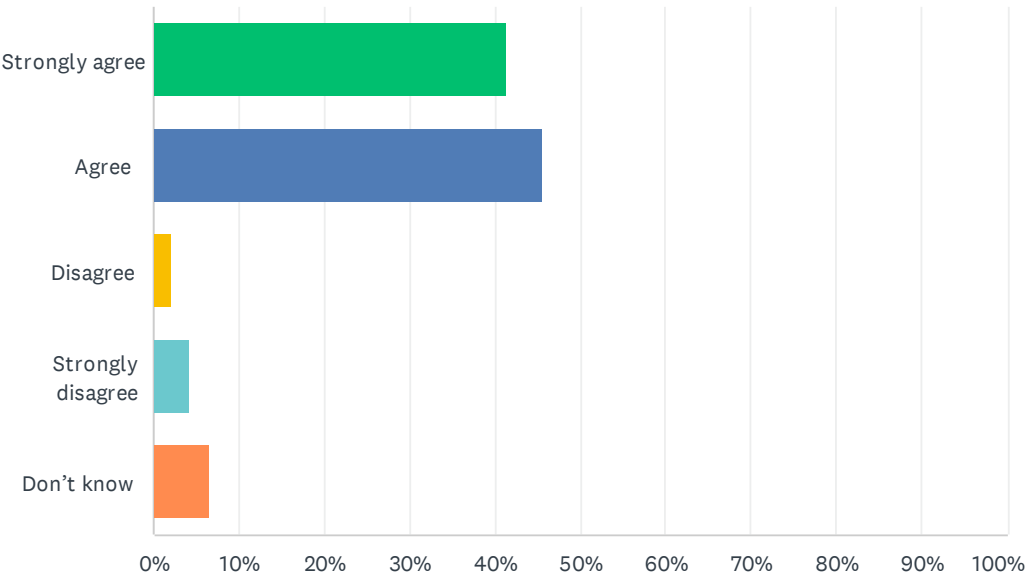
Answered: 46 Skipped: 9



ANSWER CHOICES	RESPONSES	
Strongly agree	32.61%	15
Agree	50.00%	23
Disagree	10.87%	5
Strongly disagree	6.52%	3
Don't know	0.00%	0
TOTAL		46

Q23 There is open and honest communication within my child's school.

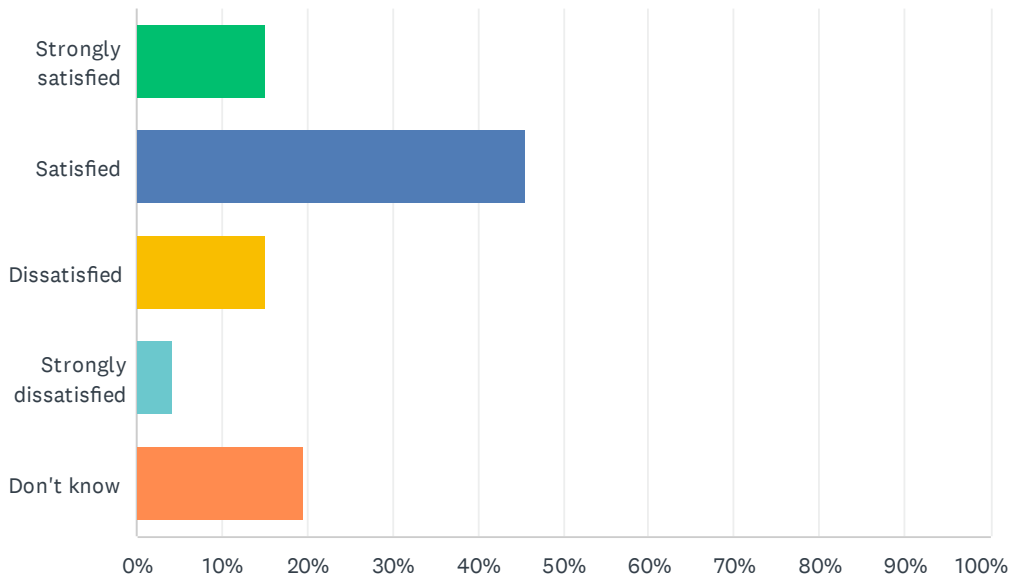
Answered: 46 Skipped: 9



ANSWER CHOICES	RESPONSES	
Strongly agree	41.30%	19
Agree	45.65%	21
Disagree	2.17%	1
Strongly disagree	4.35%	2
Don't know	6.52%	3
TOTAL		46

Q24 How satisfied are you with the Division’s commitment to engaging stakeholders—including parents and caregivers—about matters that affect decision-making and public education?Refer to the list of recent public engagement efforts throughout EIPS for examples of involvement and engagement opportunities.

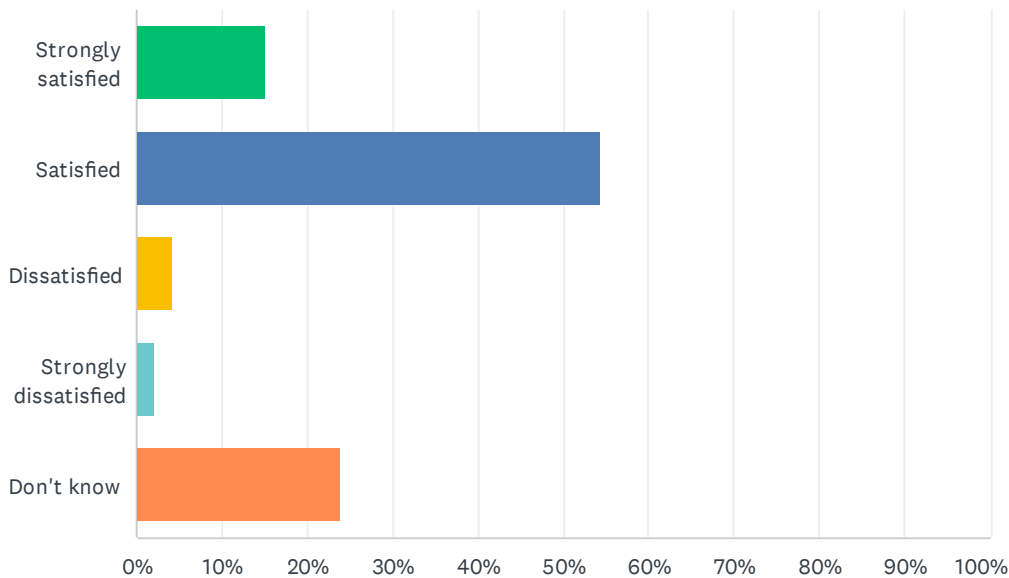
Answered: 46 Skipped: 9



ANSWER CHOICES	RESPONSES	
Strongly satisfied	15.22%	7
Satisfied	45.65%	21
Dissatisfied	15.22%	7
Strongly dissatisfied	4.35%	2
Don't know	19.57%	9
TOTAL		46

Q25 How satisfied are you with the Division’s commitment to advocating for public education?Refer to the Board Advocacy page for examples of ongoing advocacy work of the Board of Trustees.

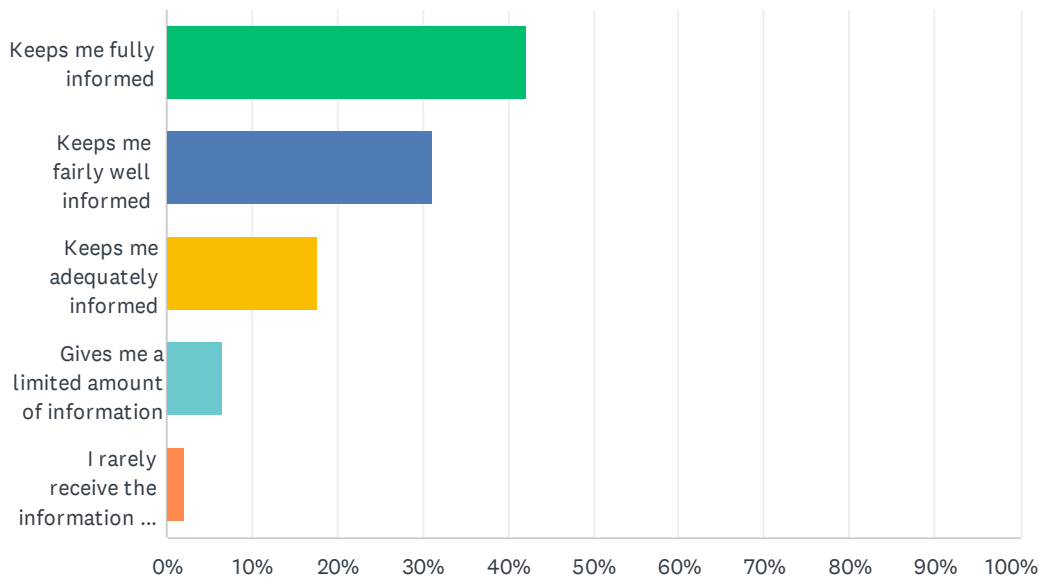
Answered: 46 Skipped: 9



ANSWER CHOICES	RESPONSES	
Strongly satisfied	15.22%	7
Satisfied	54.35%	25
Dissatisfied	4.35%	2
Strongly dissatisfied	2.17%	1
Don't know	23.91%	11
TOTAL		46

Q26 Elk Island Public Schools appreciates the opportunity to stay connected with parents and caregivers about news, activities, programs and other matters of importance. What is your impression of the communication you receive from your child's school?

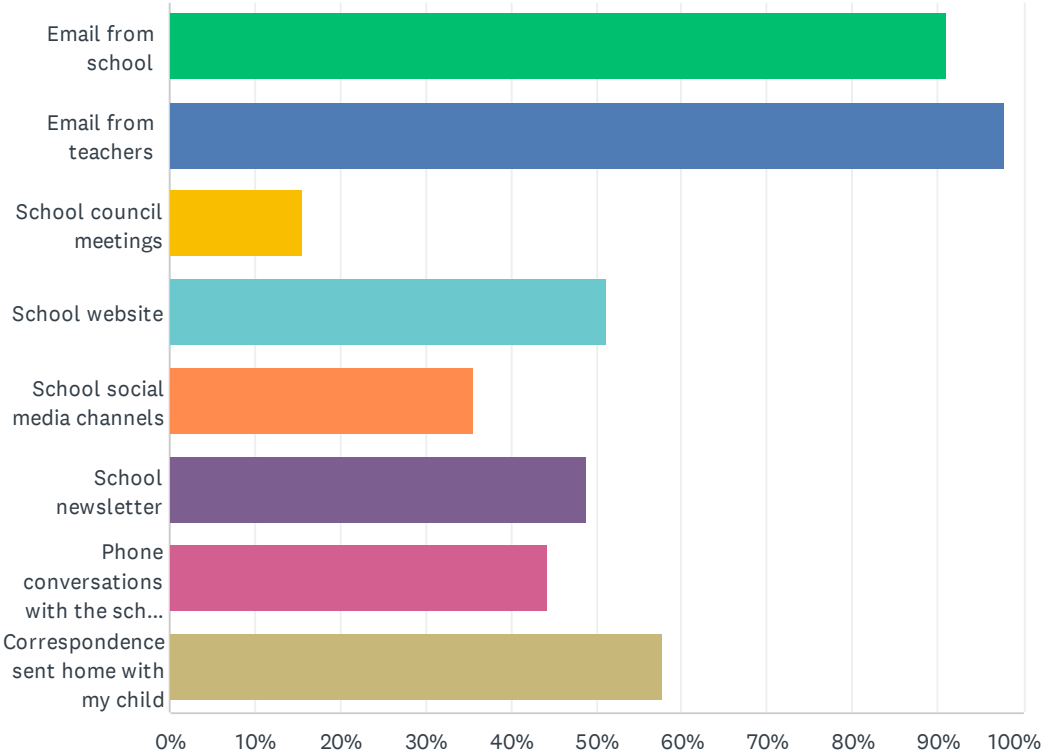
Answered: 45 Skipped: 10



ANSWER CHOICES	RESPONSES	
Keeps me fully informed	42.22%	19
Keeps me fairly well informed	31.11%	14
Keeps me adequately informed	17.78%	8
Gives me a limited amount of information	6.67%	3
I rarely receive the information I need	2.22%	1
TOTAL		45

Q27 Do you regularly make use of the following to keep up to date on school activities, programs, etc.? Check all that apply.

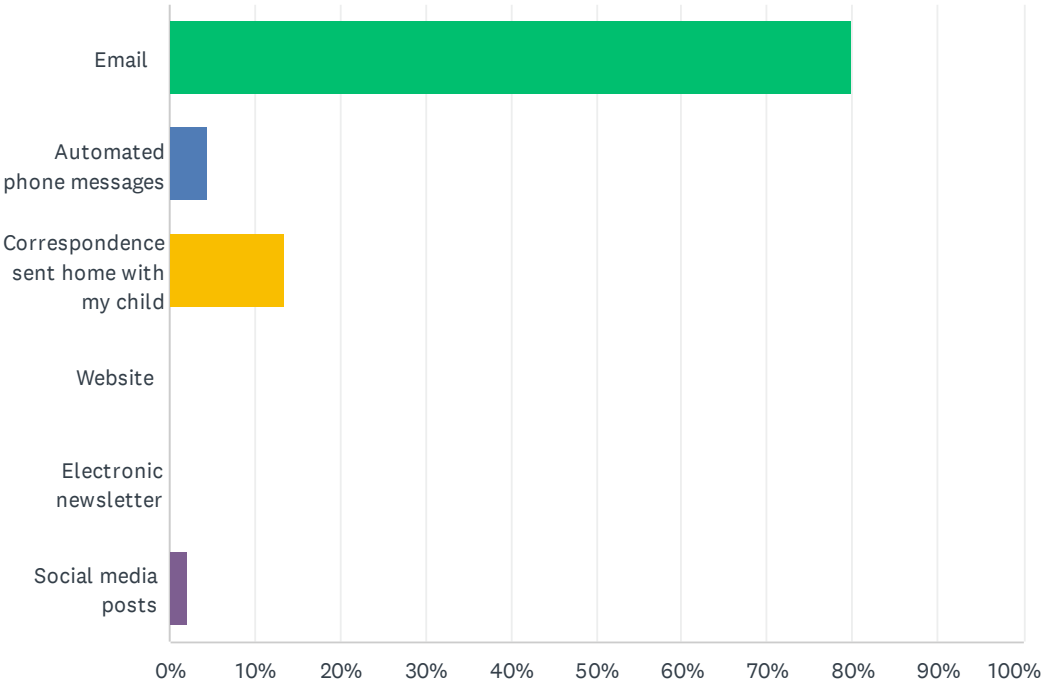
Answered: 45 Skipped: 10



ANSWER CHOICES	RESPONSES	
Email from school	91.11%	41
Email from teachers	97.78%	44
School council meetings	15.56%	7
School website	51.11%	23
School social media channels	35.56%	16
School newsletter	48.89%	22
Phone conversations with the school or teachers	44.44%	20
Correspondence sent home with my child	57.78%	26
Total Respondents: 45		

Q28 What is your most preferred method of communication from the school and Division?

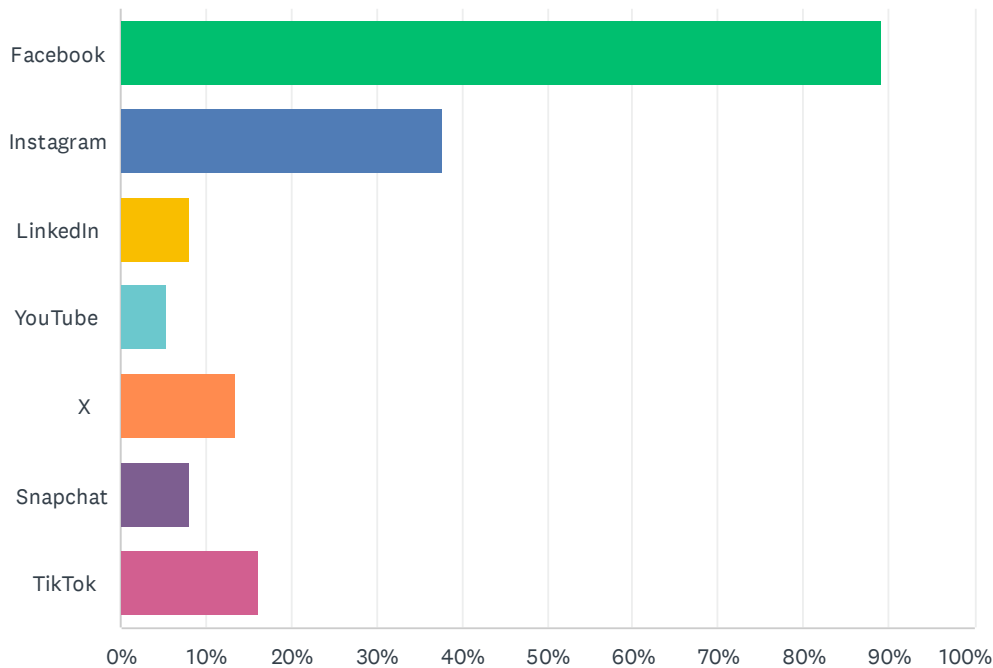
Answered: 45 Skipped: 10



ANSWER CHOICES	RESPONSES	
Email	80.00%	36
Automated phone messages	4.44%	2
Correspondence sent home with my child	13.33%	6
Website	0.00%	0
Electronic newsletter	0.00%	0
Social media posts	2.22%	1
TOTAL		45

Q29 The Division and schools often share news and information on social media. Which of the following platforms do you use? Check all that apply.

Answered: 37 Skipped: 18



ANSWER CHOICES	RESPONSES	
Facebook	89.19%	33
Instagram	37.84%	14
LinkedIn	8.11%	3
YouTube	5.41%	2
X	13.51%	5
Snapchat	8.11%	3
TikTok	16.22%	6
Total Respondents: 37		